

Sit Together And Read

Spot Bakes a Cake by Eric Hill

Week	1	2	3	4	5	6	7	8	9	10	11	12	13	14	15	16	17	18	19	20	21	22	23	24	25	26	27	28	29	30
------	---	---	---	---	---	---	---	---	---	----	----	----	----	----	----	----	----	----	----	----	----	----	----	----	----	----	----	----	----	----

Target	Metalinguistic Concept of Letter											Environmental Print														
--------	----------------------------------	--	--	--	--	--	--	--	--	--	--	---------------------	--	--	--	--	--	--	--	--	--	--	--	--	--	--



Don't forget to talk about the highlighted topic 2-3 times as you read this book!



REASONING

Context: This takes place on the first page of text where the story begins.

Teacher: Can anyone point to all the words with the letter **d** in them?

Child: (Points to all the words.)

Teacher: You did that very well. All of these words have the letter **d** in them, even though they are very different words. (Read over the words while pointing to the letter **d**.)

PREDICTING

Context: Front cover.

Teacher: When we read *Rumble in the Jungle*, we talked about how the same letter can be seen in many different words. We're going to do that again with *Spot Bakes a Cake*. Tamika, do you think there are any words with the letter **o** in them?

ELICITING THE ANSWER

Context: On this page, there is a stack of groceries in front of Spot.


Teacher: Take a look at this page. This sentence reads, "Now we can make the cake." I see the letter **a** many times (point to the words with **a** in them). Can someone point to all the words with the letter **a** in them?

Child: (Points to all the words.)

CO-PARTICIPATING

Context: On this page, there is a yellow book titled How to Decorate a Cake in front of Spot.

Teacher: Sandy, can you please help me point to all the words that have the letter **o** in them? We'll count while we do it and see how many there are.





Sit Together And Read

Spot Bakes a Cake by Eric Hill

Week	1	2	3	4	5	6	7	8	9	10	11	12	13	14	15	16	17	18	19	20	21	22	23	24	25	26	27	28	29	30
------	---	---	---	---	---	---	---	---	---	----	----	----	----	----	----	----	----	----	----	----	----	----	----	----	----	----	----	----	----	----

Target	Metalinguistic Concept of Letter	Environmental Print
--------	----------------------------------	---------------------

 Don't forget to talk about the highlighted topic 2-3 times as you read this book! 

GENERALIZING

Context: On the page, Spot is writing in a birthday card.

Teacher: How many of you remember making birthday cards for people in your family? It looks like Spot is doing the same thing for his Dad. Can someone point to what Spot has written on the card for his dad?

REASONING

Context: This is on the first page of text where the story begins.

Teacher: Ooooh, can anyone tell me what this chart is used for? We have one in our classroom that we talk about every morning!

Child: It's a calendar!

Teacher: Awesome! Why does it have numbers on it?

ELICITING THE ANSWER

Context: On this page, Spot and his mom are looking at a calendar.

Teacher: We can tell Spot is saying something because we see this bubble by his mouth. He is saying, "Let's bake a cake!" Yum! Who can show me where Spot is saying "Let's bake a cake!"?

Child: (Points to the speech bubble.)

REDUCING CHOICES

Context: On this page, Spot is making a mess while mixing the cake batter!

Teacher: Who is saying "Wheee!" on these pages? Is it the mother dog or is it the mouse?

Child: Mouse!

Teacher: Very good. You knew that because of the bubble right here, and this line that points right to the mouse.

